

Handling System for Hood type Pre-wash Table with 600x500 Bowl Right to Left, 1200mm

ITEM # _____

MODEL # _____

NAME # _____

SIS # _____

AIA # _____



865314 (BHHPT6B12R)

Prewash table with
600x500mm bowl for Hood
Type, r>l, 1200mm

Short Form Specification

Item No.

For hood type dishwashers. Constructed in 304 AISI stainless steel with backslash mm250h. N. 2 square 40x40mm tubular legs on height-adjustable feet. Bowl size mm600x500x250h with overflow pipe and drain hole. Basket direction: from right to left.

Main Features

- Supplied knocked-down and easy to assemble.
- Plain undershelves and pre-rinse units available as optional accessories.

Construction

- Stainless steel feet 50 mm adjustable in height to ensure that tables drain back into the dishwasher.
- Included splashback to prevent water spatter.
- Deep anti-drip profiles completely folded with lower edge for safe and easy cleaning.
- All surfaces smooth with polished finish.
- 40x40 mm square tubular legs in AISI 304 stainless steel.
- 700x500x300mm bowl available upon request.
- Constructed entirely in 304 AISI stainless steel.
- To be secured to the dishwasher and fitted with one pair of legs at the other end.

Sustainability



- Designed for 500x500 mm dishwashing racks (it is necessary to connect a rail to the table to avoid baskets from falling).

Optional Accessories

- Undershef for Dishwasher table, 1200 mm PNC 865352 ☐
- Basket guide for Dishwasher table with bowl 600 mm for Hood Type and Rack Type Dishwasher PNC 865370 ☐
- Floor fastening kit for 2 square legs PNC 865386 ☐
- Single plastic drain syphon 2 " for Sinks PNC 895313 ☐

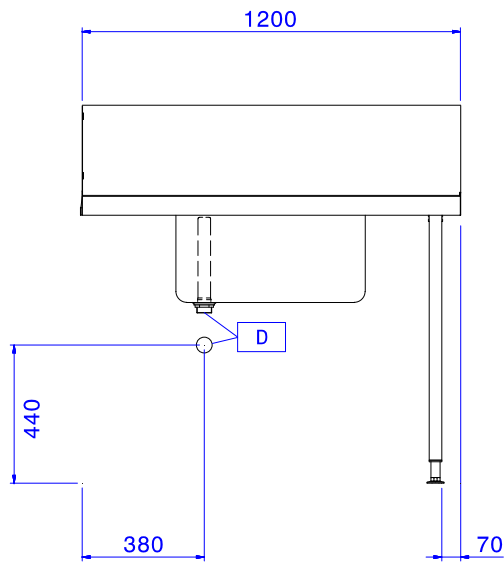
APPROVAL: _____



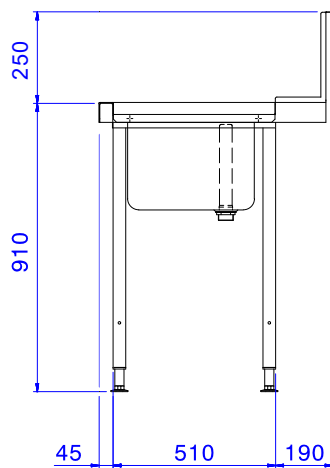
Electrolux
PROFESSIONAL

Handling System for Hood type Pre-wash Table with 600x500 Bowl Right to Left, 1200mm

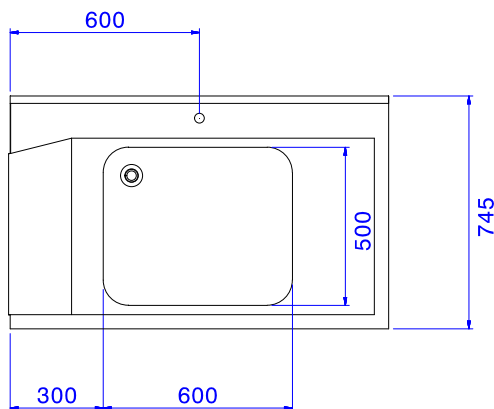
Front



Side



Top



Key Information:

External dimensions, Width:

865314 (BHHPT6B12R) 1200 mm

External dimensions, Depth: 745 mm

External dimensions, Height: 1170 mm

Net weight: 8 kg

Splashback Dimensions,

Height: 300 mm

Basin dimensions: 600x500x300h

Handling System for Hood type
Pre-wash Table with 600x500 Bowl Right to Left, 1200mm

The company reserves the right to make modifications to the products
without prior notice. All information correct at time of printing.

2025.04.18